



Confederation of Indian Industry
125 Years - Since 1895

Certificate of Completion

This is to certify that

**SRK Institute of Technology
(SRKIT)**

has successfully completed

Energy Audit and Carbon Footprint Study

The study was completed by CII - Sohrabji Godrej
Green Business Centre, Hyderabad

K S Venkatagiri
Executive Director
CII - Godrej GBC

N Muthusezhiyan
Principal Counsellor
CII - Godrej GBC



Confederation of Indian Industry
125 Years - Since 1895

Issued by CII - Sohrabji Godrej Green Business Centre Hyderabad


March 2021

PRINCIPAL

SRK Institute of Technology
ENIKEPADU, VIJAYAWADA-521 108.



Confederation of Indian Industry
125 Years - Since 1895



**Carbon Footprint
and
Energy Audit**

2021

A handwritten signature in green ink, likely belonging to the Principal.

PRINCIPAL

SRK Institute of Technology
ENIKEPADU, VIJAYAWADA-521 108.



Confederation of Indian Industry
125 Years - Since 1895

CONTENTS

03	Acknowledgment
04	Executive Summary
08	Carbon Footprint & Opportunities for Improvement
27	Conclusion

A handwritten signature in green ink, likely belonging to the Principal of SRK Institute of Technology.

PRINCIPAL
SRK Institute of Technology
ENIKEPADU, VIJAYAWADA-521 108



Acknowledgement



Confederation of Indian Industry
125 Years: 1895-2020
CII – Sohrabji Godrej Green Business Centre
Survey No. 64, Kothaguda Post, NearHITEC City,
Ranga Reddy Dist., Hyderabad - 500 084, INDIA
Tel: +91-40-44185111 Fax: 91-40-44185189
Email: envirogbc@cii.in
Website: www.greenbusinesscentre.com

N Muthusezhiyan
Principal Counsellor

17 March 2021

Carbon footprint, energy audit, green audit, and environmental audit

CII – Sohrabji Godrej Green Business Centre (CII – Godrej GBC) acknowledges with thanks the cooperation extended to the CII team for completing the study at SRK Institute of Technology (SRKIT).

The interactions and deliberations with SRKIT team were exemplary and the whole exercise was thoroughly a rewarding experience for CII. We deeply appreciate the interest, enthusiasm, and commitment of SRKIT team towards environmental sustainability.

We are sure that the recommendations presented in this report will be implemented and the SRKIT team will further improve their environmental performance.

Kind regards,

Yours sincerely,

N Muthusezhiyan
Principal Counsellor

PRINCIPAL
SRK Institute of Technology
ENIKEPADU, VIJAYAWADA-521 108.



Executive Summary

The growth of countries across the world is leading to increased consumption of natural resources. There is an urgent need to establish environmental sustainability in every activity we do. In a modern economy, environmental sustainability will play a critical role in the very existence of an organization.

An educational institution is no different. Built environment, especially an educational institution, has a considerable footprint on the environment. Impact on the environment due to energy consumption, water usage and waste generation in an educational institute is prominent. Therefore, there is an imminent need to reduce the overall environmental footprint of the institution.

As an Institution of higher learning, SRK Institute of Technology (SRKIT) firmly believes that there is an urgent need to address the environmental challenges and improve their environmental footprint.

True to its belief, SRKIT has implemented few projects such as installation of biogas plant for generating biogas from canteen waste and LED lamps for lighting. CII team congratulates SRKIT team for their efforts.

Keeping SRKIT's work in energy efficiency, CII recommends the following to be taken by the competent team at SRKIT:

A handwritten signature in green ink, appearing to be "Chellur" or similar, written in a cursive style.



Work towards achieving carbon neutrality: INDC puts emphasis on creating an additional carbon sink of 2.5 to 3 billion tonnes of CO₂ equivalent through additional forest and tree cover by 2030. Presently, SRKIT's net carbon emission is 498.6 MT CO₂e. SRKIT should focus on energy efficiency, renewable energy and carbon sequestration as tools that will enable them to offset the present carbon emissions and achieve carbon neutrality.

Installation of solar rooftop: Renewable energy plays a very important role in improving the environmental footprint of an organization. By increasing the share of renewable energy in SRKIT's energy portfolio, the overall carbon footprint of the college can be reduced. Presently, based on the roof area available at SRKIT campus, 50 kW of solar rooftop can be installed. This will result in generation of 73000 units of electricity annually ultimately resulting in 16% of renewable energy share in SRKIT portfolio. Renewable share of 16% will also reduce the 59.86 MT CO₂e.

Installation of additional biogas plant: SRKIT has already installed a biogas plant for generating biogas from canteen waste. Presently, sewage water is being let out to the drain without treatment. An opportunity exists to generate biogas from the untreated sewage water and use the generated biogas to substitute LPG used in the college. In 2019, SRKIT had used 10.260 MT of LPG. By generating biogas from sewage water, about 1.875 MT of LPG can be replaced which will result in carbon savings of 5.59 MT CO₂e.

Improve energy efficiency of the college: It is recommended to adopt latest energy efficient technologies for reducing energy consumption in fans, lighting, and air conditioners. We recommend the following projects to be implemented at the earliest:

A handwritten signature in blue ink, appearing to read "Chandrasekhar", written over a blue circular stamp.



- Replace conventional 60W ceiling fans with energy efficient BLDC fans of 30W
- Replace conventional 36W tube lights with LED lights of 18W
- Install air conditioners energy savers to save energy in spilt air conditioners



Carbon Footprint and Energy Audit

SRK Institute of Technology (SRKIT) and CII are working together to identify opportunities for improvement in energy efficiency and carbon reduction. This report highlights all the potential proposals for improvement through the audit and analysis of the data provided by SRKIT for lighting, air conditioning, ceiling fans and biogas potential.

The report also details the carbon emissions from college operation. For carbon emissions, scope 1 and scope 2 emissions are calculated from the data submitted by SRKIT. The report emphasizes on the GHG emission reduction potential possible through reduction in power consumption.

Submission of Documents

Carbon footprint and energy audit at SRKIT was carried out with the help data submitted by SRKIT team. SRKIT team was responsible for collecting all the necessary data and submitting the relevant documents to CII for the study.

Carbon Footprint and Energy Audit


Data submitted and collected during the visit was used to calculate carbon footprint of the campus and assess energy consumption and finally provide necessary recommendation for environmental improvement.



Note

Carbon footprint and energy audit are based on the data provided by SRKIT team and discussions CII team had with SRKIT team. The scope of the study does not include the exclusive verification of various regulatory requirements related to environmental sustainability.

CII has the right to recall the study, if it finds (a) major violation in meeting the environmental regulatory requirements by the location and (b) occurrence of major accidents, leading to significant damage to ecology and environment.


PRINCIPAL
SRK Institute of Technology
ENIKPADU, VIJAYAWADA-521 108.



OPPORTUNITIES FOR IMPROVEMENT

As a part of the overall environmental improvement study at SRKIT, carbon footprint calculations were also carried out. The objective of calculating the carbon footprint of the campus is find the present level of emissions from campus operation and what initiatives that the SRKIT can take to offset the emissions. By offsetting the emissions, the college can become carbon neutral in the future by adopting energy efficient processes, increase in renewable energy share and tree plantation.

Carbon footprint calculations:

To help delineate direct and indirect emission sources, improve transparency, and provide utility for different types of organizations and different types of climate policies and business goals, three “scopes” (scope 1, scope 2, and scope 3) are defined for GHG accounting and reporting purposes.

For calculating carbon footprint of the campus, Scope 1 & Scope 2 emissions are being considered. Since day scholars use college provided transportation and hostelers stay in campus, Scope 1 and Scope 2 are the highest contributor to overall emissions. For this reason, Scope 3 is not being calculated.

Scope 1: Direct GHG Emissions

Direct GHG emissions occur from sources that are owned or controlled by the company, for example, emissions from combustion in owned or controlled DG sets, canteen, vehicles, etc.; emissions from chemical production in owned or controlled process equipment. Direct CO₂ emissions from the combustion of biomass shall not be included in scope 1 but reported separately.



SRKIT Scope 1 emissions for 2019:

Sources of Scope 1 emissions in SRKIT:

- 1) Diesel used for DG Set
- 2) Diesel used for college owned transportation
- 3) LPG used for canteen

S No	Fuel Type	Description	Activity Data	Units	Emission Factor	Units	CO2 eq. Emissions	Units
1	Diesel	DG Set	6.00	KL	2.64	T CO2/KL	15.84	Tons
2	LPG	Canteen and hostel	8.20	MT	2.98	T CO2/T	24.44	Tons
3	Diesel	College bus	33.00	KL	2.64	T CO2/KL	87.12	Tons

Total Scope 1 emissions of SRKIT : 127.40 Tons (for year 2019)

PRINCIPAL

SRK Institute of Technology
ENIKEPADU, VIJAYAWADA-521 108

27/06/19

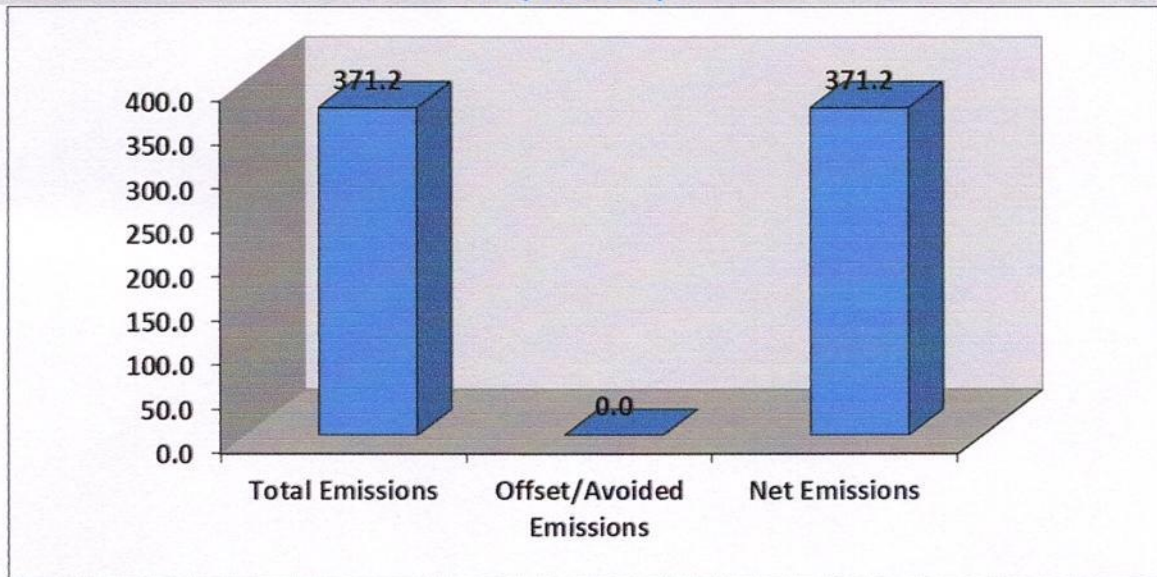
Scope 2: Electricity Indirect GHG Emissions

Scope 2 accounts for GHG emissions from the generation of purchased electricity consumed by a company. Purchased electricity is defined as electricity that is purchased or otherwise brought into the organizational boundary of the company. Scope 2 emissions physically occur at the facility where electricity is generated.

SRKIT Scope 2 emissions for 2019:

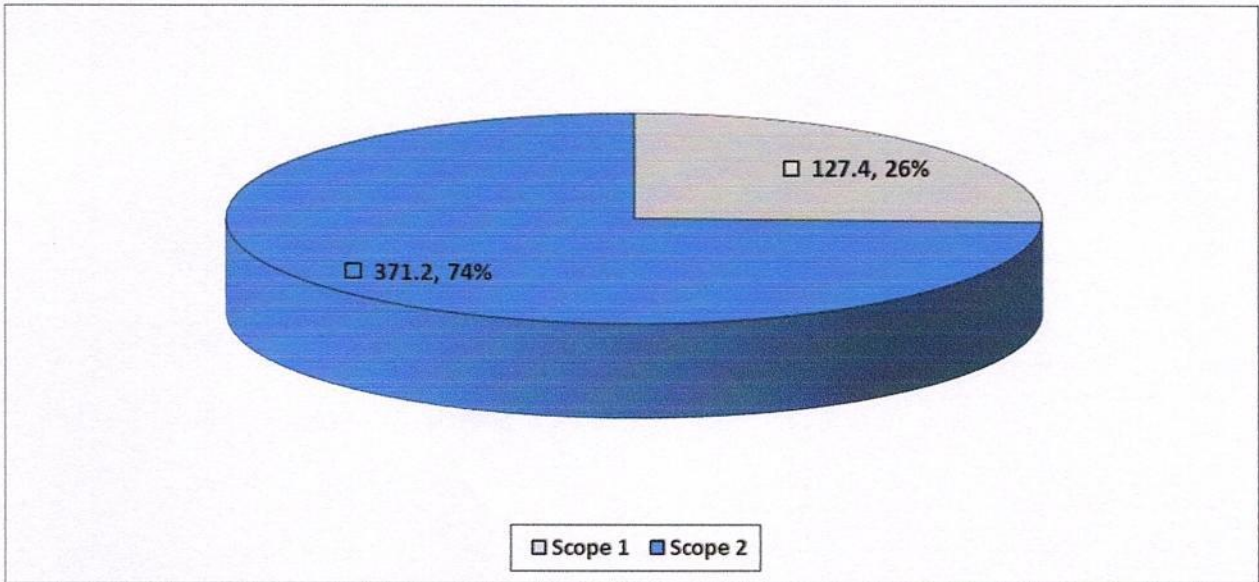
Electricity purchased from grid : 452640 units

Scope 2 Breakup





GHG Emission Summary of SRKIT



Scope 1	127.4	MT CO2 eq.
Scope 2	371.2	MT CO2 eq.
Total	498.6	MT CO2 eq.



Develop a roadmap to increase contribution of renewable energy in the overall energy consumption

To have a continued focus on increasing renewable energy utilization to 100% which will also lead to reduction in GHG emissions, it is suggested to develop a detailed roadmap on RE utilization. The roadmap should broadly feature the following aspects -

- Renewable energy potential of SRKIT and the maximum offset that can be achieved at SRKIT
- Percentage substitution with renewable energy that SRKIT wants to achieve in a specified timeframe
- Key tasks that needs to be executed to achieve the renewable energy target
- Specific financial break up for each of the projects highlighting the amount required, available and the utilization status as on date
- A regular review mechanism to ensure progress along the lines of the roadmap should be framed
- The roadmap should also highlight important milestones/key tasks, anticipated bottlenecks & proposed

Renewable energy roadmap should be used as a base to frame GHG emissions reduction target

It is suggested to use the developed renewable energy roadmap to correlate the GHG reduction that each of the renewable energy project will achieve. This approach will provide a base to set targets for reduction in GHG emissions. The action plan for renewable energy will shoulder the action plan for GHG emissions reduction and work towards achieving carbon neutrality.



Explore the option of other onsite and offsite renewable energy projects

The renewable energy field has been witnessing many private investors due its increased market demand and attractive policies in many states. There are Renewable Energy Independent Power Producers (RE IPPs) who have installed RE based power plants like wind, small hydro and solar PV. GOC can consider having a long-term power purchase agreement with these RE IPPs in purchasing fixed quantity of power for a period of 5 to 10 years.

Evolve a system to monitor the implementation of various GHG mitigation opportunities

SRKIT has an action plan to reduce its GHG emissions. SRKIT should also evolve a system to monitor the implementation of various GHG mitigation opportunities. It is recommended to use a Gantt chart to mark out the action plan for the activities and track its implementation. Gantt chart will serve as an excellent way to instantly monitor and comprehend all different tasks in one place which would ease tracking of implementation.


PRINCIPAL
SRK Institute of Technology
ENIKEPADU, VIJAYAWADA-521 108.



Install 50 kWp of Solar rooftop in SRKIT campus

SRKIT energy portfolio does not include any renewable energy component. Renewable energy is one of the important steps to be taken up by the college to reduce their overall carbon footprint. Based on the details provided by SRKIT team, the roof area has the capacity to hold 50 kW of solar panel. 50 kWp of solar rooftop can generate **73,000** units of electricity per year. This will account to **16%** of total energy consumption of the campus.

Additionally, 50 kWp of solar rooftop can offset **59.86 MT CO₂e** per annum. This accounts for 12% of overall carbon emissions from the campus.

RESCO model for solar rooftop installation:


A Renewable Energy Service Company (RESCO) is an ESCO Energy service company which provides energy to the consumers from renewable energy sources. RESCO or BOOT model is about pay as you consume the electricity.

- Solar Power Plant is owned by the RESCO or Energy Company
- Customer must sign a Power purchase Agreement (PPA) with actual investor at mutually agreed tariff and tenure
- Customer only pays for electricity consumed
- RESCO developer is responsible for its annual operations & maintenance (O&M)
- The RESCO gets the benefit by selling the surplus power generated to the DISCOM



Solar Power Plant

Source: www.bluebirdsolar.com


PRINCIPAL
SRK Institute of Technology
ENIKPADU, VIJAYAWADA-521 108.



Install additional biogas plant at SRKIT campus

SRKIT has already installed a biogas plant for generating biogas from canteen waste. Presently, sewage water is being let out to the drain without treatment. An opportunity exists to generate biogas from the untreated sewage water and use the generated biogas to substitute LPG used in the college.

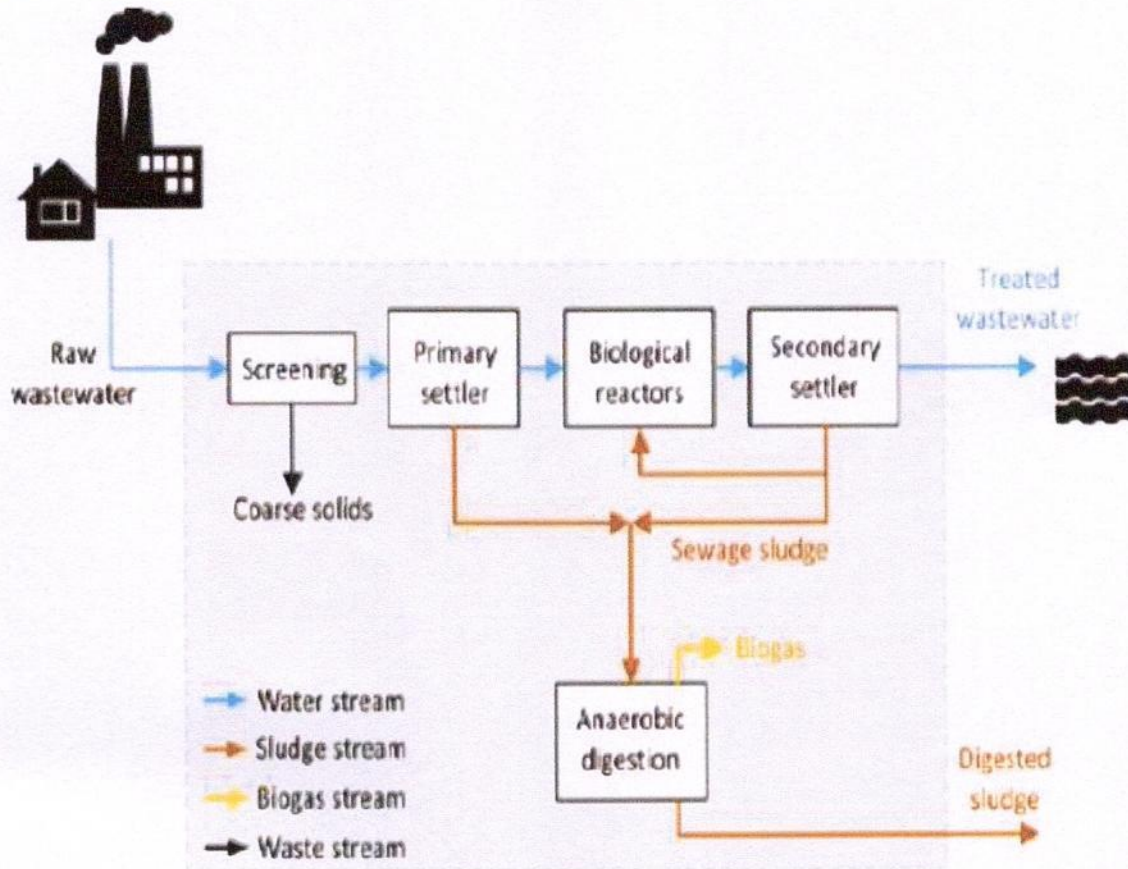
SRKIT had used 8.20 MT of LPG. By generating biogas from sewage water, about 1.875 MT of LPG can be replaced which will result in carbon savings of 5.59 MT CO₂e.

Biogas Production Potential of Wastewater

The sewage water is a useful waster as 1% of it in any quantity is a sludge which when subjected to anaerobic digestion will produce biogas. Wastewater is the effluent from household, commercial establishments and institutions, hospitals, industries and so on. Sewage water source contains large amount of organic material which can be efficiently recovered in as sludge which and when subjected to anaerobic digestion, the sludge produces methane gas (biogas).

Biogas is a mixture of gases containing 50-75% Methane, and 25-50% Carbon dioxide while 0-10% Nitrogen, 0-3% Hydrogen disulphide and 0-2% Hydrogen may be present as impurities which is produced by anaerobic digestion of organic material i.e. a sequential enzymatic breakdown of biodegradable organic material (Biomass) in the absence of oxygen. The process is usually carried out in a digester tank known as biodigester. Biogas is an important energy source used as cooking gas, to generate electricity, etc. thus producing biogas from wastewater is an efficient and sustainable waste management and renewable energy technique. One of the major environmental problems of the world today is waste management and wastewater constitutes a huge environmental problem to the society thus the need for wastewater treatment to recover and also recycle the recovered water for usage.

A handwritten signature in blue ink, appearing to read "Chinnappa".



Wastewater treatment plant

The physical process: this is the mechanical treatment of the water that involves removal of debris from the raw wastewater right from the point it enters the plant. The screening and primary settling of debris. Wastewater enters the treatment plant through the inlet chamber from where it is channeled to the coarse screen that removes solid waste.

The biological process: this involve the biotreatment of the sewage in the bioreactors. It is the heart of the treatment plant where a biological process takes place. The bioreactors of a treatment plant are usually large tanks consisting of several mammoth rotors and submersible mixers. While the rotor introduces atmospheric oxygen into the sewage, the submersible mixers keep the biomass in suspension thus several reactions takes place in the bioreactors.



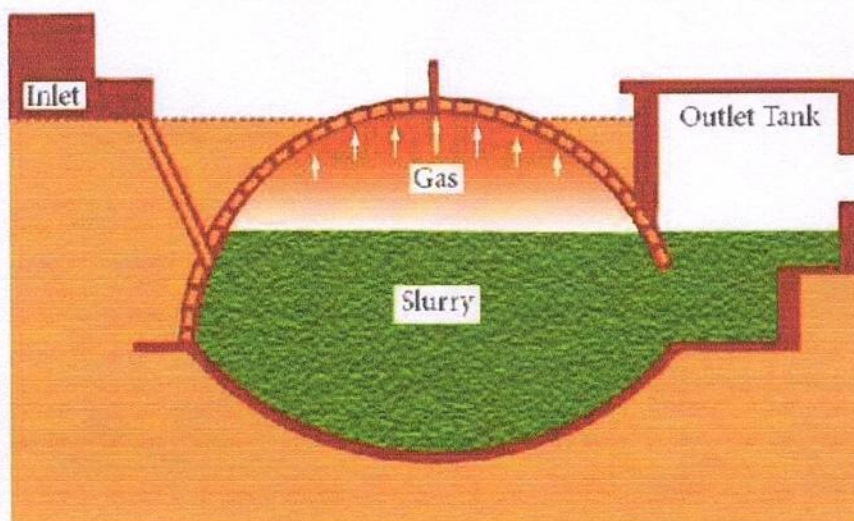
From the bioreactor, the sewage enters the sedimentation tank. Here the biological process ends and sludge is separated from water such that the clean water is passed to the disinfection tank for disinfection and onward discharge for use while the sludge is removed by the returned activation sludge (RAS) pump that removes and sends part to the anaerobic digestion chamber while some are return to the anaerobic bioreactor for reactivation.

Production of biogas is an anaerobic digestion whereby microorganisms break down biodegradable material in the absence of oxygen to produce methane/carbon dioxide used to generate electricity and heat. Sludge from the treatment plant (primary and activated sludge) is the main feedstock (biodegradable organic matter) in the biogas production plant of a wastewater treatment plant and the biogas production process involves series of steps. The combine sludge resulting from primary and secondary water treatment is gathered, sieved and thickened to a dry solids content of up to 7% before entering the digesters. Optionally, the sludge can be pretreated by disintegration technologies with the aim to improve the gas yield. In the anaerobic digestion process, the sludge is pumped into the anaerobic continuously stirred tank reactors where digestion takes place.

In the process, microorganisms break down part of the organic matter that is contained in the sludge and produce biogas, which is composed of methane, carbon dioxide and trace gases. The raw biogas produced is dried and hydrogen sulphide and other trace substances removed and burned in burners after treatment. The digested sludge is dewatered, and the water reintroduce into the treatment plant while the remaining undigested matter used for organic fertilizer.

Calculations:

Sewage water available per day	:	10 KL
Sludge in 10KL of sewage water	:	1% (100 kg)
From 6kg of organic waste	:	1 kg of biogas can be produced
Therefore, from 100 kg	:	16.66 kg of biogas can be produced
Kg of biogas	:	0.45kg of LPG
Per day equivalent LPG production	:	7.5 kg per day
Annual LPG production for 250 days	:	1875 kg
No. of 19 kg LPG cylinders that can be substituted:	:	98 cylinders
Cost of 19 kg cylinder	:	Rs. 1350 / cylinder
Savings	:	98 cylinders X Rs. 1350 / cylinder
	:	Rs. 1, 32, 300 / annum
Investment	:	Rs. 4, 00, 000
Payback	:	36 months (3 years)
Annual emission reduction potential	:	5.59 T CO ₂





ENERGY EFFICIENCY

Annual energy consumption of SRKIT campus is 1, 56, 000 units. There are major blocks in the campus which consumes energy for their operation. Major energy consumers are:

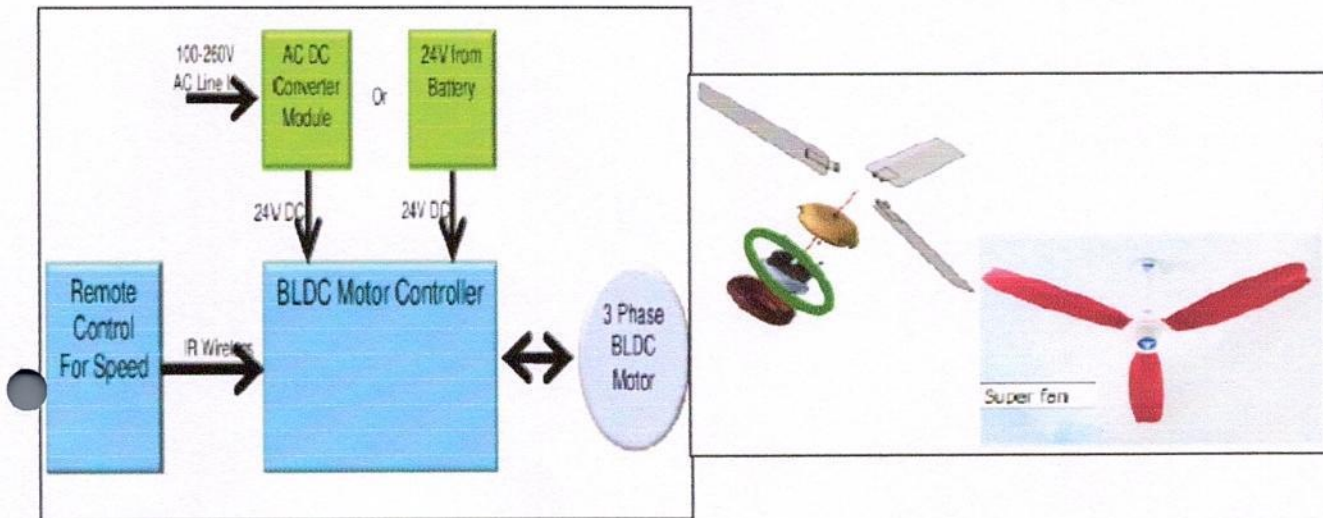
1. Air conditioners
2. Fans
3. Lighting

Replace Conventional Ceiling Fans with Energy Efficient BLDC Fans

During the Energy Audit at SRKIT, a detailed study was carried out to identify the potential for replacing the existing ceiling fans with BLDC super fans. There are 680 fans operating in SRKIT campus.

Instead of conventional ceiling fans, latest technology BLDC fans which consume only 30W can be installed in the newly constructed building. A brushless DC (BLDC) motor is a synchronous electric motor powered by direct-current (DC) electricity and having an electronic commutation system, rather than a mechanical commutator and brushes. A BLDC motor has an external armature called the stator, and an internal armature called the rotor.

The rotor can usually be a permanent magnet. Typical BLDC motor-based ceiling fan has much better efficiency and excellent constant RPM control as it operates out of fixed DC voltage. The proposed BLDC motor and the control electronics operate out of 24V DC through an SMPS having input AC which can vary from 90V to 270V. The operational block diagram of a BLDC motor is as follows:



Calculations:

With the replacement of existing ceiling fans with Super Fans the energy consumption is likely to reduce by 62% per fixture. Considering 500 fans being replaced with super-efficient BLDC fans, 40 kW can be saved. Considering the average operating hours to be 2000 and unit cost as Rs. 7.50, the calculations are as follows:

Total no. of fans in college	:	1020
No. of fans considered for calculation	:	500
Energy consumption per fan	:	60 W
Total energy consumption of fans	:	60W X 500 fans
	:	30 kW
Super-efficient BLDC fans energy consumption	:	30 W
Savings from 60W to 30 W	:	50%
Total savings in fans energy consumption	:	50% of 30kW
	:	15 kW



PRINCIPAL



Savings per year	:	15 kW X 2000 hrs X Rs. 7.50 / unit
	:	Rs. 2,25,000
Investment	:	Rs. 10, 00, 000
	:	2.5 years
Annual emission reduction potential	:	24.60 T CO2

Install Air conditioners energy saver for spilt air conditioners:

Present status: As per the data obtained from SRKIT team, the campus has majorly 1 TR units installed. There are 42 spilt air conditioners installed and some 15 air conditioners operate 8 hours a day.

Observation: With the data collected we observed varying operating hours of AC's based on the interaction with the local user. Based on the extensive observation it can be assumed that each fixture is being operated for 2000 hours in the buildings.

Recommendation:

We recommend installing "Airtron", an energy saver that can be installed at every individual unit of AC. The Airtron is the world's most advanced AC SAVER, with all the controls of a Precision AC. The Airtron's dual sensors reference the Room and Coil & Ambient Temp, and uses complex, multiple algorithms in a "closed-loop circuit" to reduce the Compressor Run-Time, to ensure the high savings while maintaining and displaying the Set temperature accurately. The Airtron is Programmable for geographical location and climate and adapts automatically to changes in season and ambient conditions.

This unique device has been developed on Patent-Published technology and approved by leading MNC'S, PSU'S and Govt. Departments. The Airtron is validated by EESL (Energy Efficiency Services Ltd.), Ministry of Power, Government of India, for 44% savings. The Airtron has been validated on




PRINCIPAL

all AC's- Inverters, 5 Star, Splits, Multi-Splits, Packages, ducts, Windows, Cassettes from 1.0 - 20.0 TR, LG Ltd, Videocon Ltd, Tata Communications, L&T, Nestle, Ashok Leyland etc. The AIRTRON comes with a Remote for setting the Room Temperature, and in a Non-Flammable Polycarbonate Enclosure, with SMPS Power Supply, to tolerate wide Voltage and Current fluctuations, Surges, Spikes and Sags.

In our case, Airtron installation can reduce the energy consumption of each fixture by 15% on a conservative basis. For a total energy consumption, for air conditioners, as 20 units per hour, 3 units per hour can be saved. It is recommended to install Airtron energy saver in a phase wise manner preferably in the batches of 10 units.

Saving Calculation: Considering the operating hours to be 2000 and unit cost as Rs 7.50/-.

- Monetary annual savings : Rs 45,000/-
- Total investment : Rs 80,000/-
- Payback period : 22 months (2 years)
- Annual emission reduction potential : 4.92 MT CO2





Replace Conventional Lamps with LED Lamps

As per the data submitted, the total number of all the lighting fixtures installed are 120 tube lights.

The details are as under:

Types of fixtures	36 W Tube
No of fixtures	483
No of hours in Operation	2000

The campus should be keen in harnessing the day lighting available thereby reducing the use of artificial lighting.

Based on the occupancy, monitoring should be ensured to reduce excessive consumption of energy.

Major savings in energy through lighting fixtures can be achieved by replacing all the above existing fixtures with LED's meeting the required LUX levels. The LED's being less energy consuming while maintaining the equivalent lux is the more sustainable option. The replacement of lighting fixtures should be done as per failure replacement policy i.e. change the old fixture with LED when it fails

Advantages of LED

- Lower energy consumption: The energy consumption of LEDs is low when compared to the other conventional sources for the same amount of Lumen output.

Performance comparison of different type lights

Type of Lamp	Lumen/ Watt	CRI	Life hours
HPSV lamps	90-120	Bad (22-25)	15,000-20,000
Metal Halide lamps	65-00	Good (65-90)	18,000
LED lamps	100-150	Very Good (> 80)	10,000 – 12,000

PRINCIPAL

SRK Institute of Technology
ENIKEPADU, VIJAYAWADA-521 108.

- **High S/P ratio:** LEDs have higher scotopic/photopic ratio (S/P ratio). The eye has two primary light sensing cells called rods and cones – cones function in day light and process visual information whereas rods function in night light. The cone dominated vision is called photopic and the rod dominated vision is called scotopic. The S/P ratio indicates the measure of light that excites rods compared to the light that excites cones. In office environments, illumination is more effective if the S/P ratio is high as it is under scotopic region. LEDs hence are ideally suited for these applications as they have a high S/P ratio.
- **Longer life-time:** LEDs have longer life time of around 1,00,000 hours. This is equivalent to 11 years of continuous operation or 22 years of 50% operation.
- **Faster switching:** LED lights reach its brightness instantly upon switching and can frequently be switched on/off without reducing the operational life expectancy.
- **Greater durability and reliability:** As LEDs are solid-state devices and uses semi-conductor material; they are sturdier than conventional sources that use filaments or glass. LEDs can also withstand shock, extreme temperatures and vibration as they don't have fragile materials as components.
- **Good Colour Rendering Index (CRI):** The color rendering index, i.e., measure of a light sources' ability to show objects as perceived under sunlight is high for LEDs. The CRI of natural sunlight is 100 and LEDs offer CRI of 80 and above.
- LED offers more focused light and reduced glare. Moreover, it does not contain pollutants like mercury. LED technology is highly compatible for solar lighting as low-voltage power supply is enough for LED illumination.



Calculations are as follows:

Existing Lighting Fixtures	36 W Tube
Existing power consumption (kW)	17 kW
Proposed LED Wattage (W)	15
LED power consumption (kW)	7.20 kW
Energy saving (kW)	10 kW
Operating hours	2000

Annual monetary savings	:	Rs 1, 50, 000/-
Investment needed	:	Rs 3, 00, 000/-
Payback period	:	24 months (2 Years)
Annual Emission reduction potential	:	16.40 MT of CO ₂

Conclusion

SRK Institute of Technology has initiated few energy efficiency activities in their campus. While CII appreciates the plant team for their efforts, we would like to emphasize that opportunity exists to further reduce the energy consumption. Installation of renewable energy is to be given major focus. RESCO model can be adopted to install renewable energy without upfront capital investment. We in CII are sure that all the recommendations mentioned in the report will be implemented by SRKIT team and the overall environmental performance of the campus will be improved.

PRINCIPAL
SRK Institute of Technology
ENIKEPADU, VIJAYAWADA-521 108



List of Vendors

Equipment	Supplier Name	Contact Person	Mail Address	Contact Number
AC Energy Saver	Gloabtel Convergence Ltd	Mr Chirag Morakhia	chirag@gloabtel.com	9324176440
AC Energy Saver	Magnatron International	Mr Kishore Mansata	indiaenergysaver@gmail.com	9748727966
BLDC Ceiling Fans	Atomberg Technologies Pvt Ltd	Ms Roshni Noronha	roshninoronha@atomberg.com	9987366655
BLDC Ceiling Fans	Versa Drives	Mr Sathish	sathish@versadrives.com	94885 94382
LED	Havells India Ltd	Mr. Sunil Sikka	sunil.sikka@havells.com	0120-4771000
LED	Kwality Photonics Pvt. Ltd.	Mr. K. Vijay Kumar Gupta	kwality@kwalityindia.com	+ 91 40 2712 3555
LED	OSRAM Lighting Pvt. Ltd.	Mr Nitin Saxena	N.saxena@osram.com	+91 124 626 1300
LED	Reckon Green Innovations Pvt Ltd	Mr Krishna Ravi	krishna@reckongreen.com	9985333559

PRINCIPAL

SRK Institute of Technology
ENIKEPADU, VIJAYAWADA-521 108.